


Self-Enrollment Process

Visit our website at www.ONEAMERICANBANK.com



Choose **Enroll Now**

Step 1: Enrollment



After completing the form, you may proceed by clicking **Next**
The application will **NOT** let you proceed if one of the following exceptions occur:

- SSN already exists in our Online Banking
- User is enrolling with a Business TIN
- User has no credit history (i.e. 17 year old is self-enrolling)

Step 2: Verification

ONE AMERICAN BANK uses the Out of Wallet Verification process (based on credit bureau history information). You will receive a list of questions to be completed. The following is an example. You may receive different questions.

Once you have answered all questions, select **Next**.

According to your credit profile, you may have opened a mortgage loan in or around March 2003. Please select the lender to whom you currently make your mortgage payments. If you do not have a mortgage, select 'NONE OF THE ABOVE/DOES NOT APPLY'.

- FIRSTAR BANK
- JPMORGAN CHASE
- FOUNDERS BANK
- STANDARD BANK
- NONE OF THE ABOVE/DOES NOT APPLY

According to your credit profile, you may have opened an auto loan in or around December 1998. Please select the lender for this account. If you do not have such an auto loan, select 'NONE OF THE ABOVE/DOES NOT APPLY'.


- KEY BANK
- HSBC BANK USA
- PNC BANK
- TRANSAMERICA
- NONE OF THE ABOVE/DOES NOT APPLY

According to our records, you may have resided or currently reside on one of the following streets. Please select your street name from the choices listed below.

- LA CASA
- BRYAN
- KLINE
- WINCHESTER VILLAGE
- NONE OF THE ABOVE

Please select the model year of the vehicle you purchased or leased prior to June 2014 .

- 2006
- 2007
- 2008
- 2009
- NONE OF THE ABOVE

Member  [Home](#) | [Privacy Policy](#) | [Help](#)

Step 3: User Name and Security Code

Once verified, you will need to create a **User name** and a **one-time Security Code**. You will need this **User name** and **one-time Security code** to complete the enrollment process.

ONE AMERICAN BANK



PLEASE NOTE: Your auto-enrollment application is nearly complete. Please create a **User name** and **Security Code** and select **Finish**.

To review the Agreement and Disclosure, you may [click here](#)

User name:

Security Code:

The Security Code is required upon initial setup.

Member FDIC  [Home](#) | [Privacy Policy](#) | [Help](#)
©2014 Computer Services Inc.

You will soon receive an email with an invitation link to use for your first login. You will need to provide your **User name** and **Security Code** at that time.

By clicking **Finish**, you are agreeing to **ONE AMERICAN BANK's ONLINE BANKING AGREEMENT AND DISCLOSURE** and **BILL PAYMENT SERVICE AGREEMENT**.

PLEASE NOTE: Your auto-enrollment application is now complete.

Please close your browser.




**You will soon receive an email with a subject line that reads:
ONE AMERICAN BANK Online Banking Setup.**

**You will need to use the link provided in that email for your first login.
You will use the **User name** and **Security Code** that you created in Step 3.**

Step 4: Login

After clicking the link received in your email, you will see the Login screen. You will enter your **User name** and proceed as directed in Step 1 below.



If you have questions at all, please feel free to contact us at:
(605) 361-1010 or customerservice@oneamericanbank.com

Thank you for choosing ONE AMERICAN BANK!